

Elementary 3rd Grade

December Friday 9th

INICIO

Los estudiantes van a responder la actividad número 60, actividad 4, students book en donde tienen que unir las palabras de la izquierda con las palabras correspondientes del lado derecho.

 **4** Think and match.


1 king	a wife
2 husband	b myth
3 hide	c queen
4 prince	d search
5 legend	e princess

DESARROLLO

Actividad de reading; Se va a leer el texto de la página 61 para posteriormente llenar el cuadro de la parte de de abajo con ayuda de las palabras de la parte superior de acuerdo a la lectura.

Pre-reading 2

Reading strategy

1  Read the project. What's the child's favorite legend?


Use visual representations to help you understand.


The Legend of Robin Hood

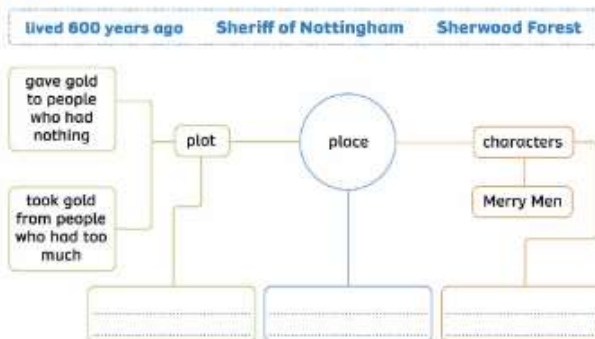
In the past, there weren't any books. People told stories about famous men and women. They told the stories many times and the details changed over time. The stories became legends.

My favorite legend is Robin Hood. It's about a man who lived in Sherwood Forest around 600 years ago. People were sad because the scary Sheriff of Nottingham took all their gold.

Robin Hood and his friends, the Merry Men, were very good at using bows and arrows. They lived in the woods. They took gold from those who had too much and gave it to people who had nothing.



2  Think and complete the mind map.



EVALUACION

La evaluación del día será tomada en cuenta de acuerdo a las 2 actividades del día y la participación en las actividades extra (Canción navideña y Pastorela).

CIERRE

La clase va a terminar con el ensayo de la canción y la pastorela.

HOMEWORK

No homework